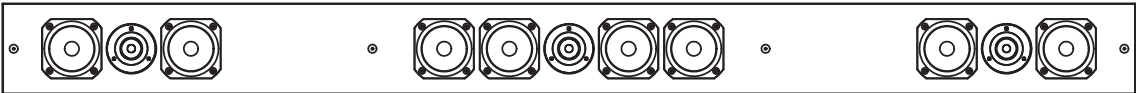
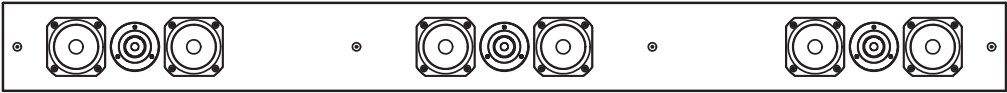
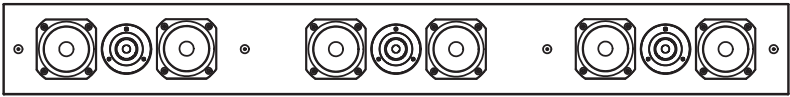


# SOUNDBAR SL OWNERS MANUAL



# *Welcome to the world of Artcoustic!*

Congratulations with your purchase of the Artcoustic SundBar SL speaker.

This multi-channel SoundBar shares many characteristics with the other models in the SL range. Maintaining Artcoustic's clean contemporary design, the Soundbar has been designed to be mounted underneath all modern flat screen monitors.

The Artcoustic SoundBar is perfect for the most demanding of applications. Partner it with an Artcoustic Subwoofer for a truly full range, dynamic performance.

Wired as a single mono configuration, the Artcoustic SoundBar is a highly sensitive speaker and is therefore capable of reproducing very high sound pressure levels from modest (20watt+) amplifiers.

The Artcoustic SoundBar can be installed as a multi channel L, C, R. Speaker, as a single mono centre channel speaker, or as a high-end, high performance stereo speaker.

Thank you for purchasing an Artcoustic product.

All the best,  
The Artcoustic Team

# MULTI SL FEATURES

**High Frequency driver:**

Dual Ring Radiator diaphragm with highly linear suspension and low loss surrounds for high clarity and clean transient response. Copper caps for better HF extension and lower distortion and wave-guide center plug, copper-clad aluwire.

**Woofers:**

Extra long excursion and aluminium Short Circuiting Ring, 4-layer voice coil, anodised aluminium for improved heat dissipation, combined with Distortion Reduced Motor.

**Crossover:**

6 dB/octave low pass and 12 dB/octave high pass filter.

**Design features:**

Low resonance baffle, exceptional low mounting depth combined with very high SPL and dynamic range.

- Symmetrically Controlled Beamwidth
- Configured as mono or stereo left, centre and right speaker
- Very low distortion
- Very low power consumption
- Wide frequency response 60Hz to 40kHz
- Fast, easy and simple installation
- Suitable for a wide range of application, from HiFi Systems, Home Cinemas, Screening Rooms and smaller commercial applications
- Ultra-slim aesthetically pleasing cabinet design, designed to complement the latest LED and projection screen designs

## Specifications C-1 SL

### Transducer:

LF-MF 2 x 3 inch cone

HF 1 x 1 inch Dual Ring Radiator

### Crossover:

Low Pass Filter 6 dB/octave 1000 Hz

High Pass 12 dB/octave 4000Hz

### Connection:

Bi-amped Gold Plated Push Terminals

### Performance:

Operating Range 70 Hz (-3dB) to 40 kHz

Nominal Beamwidth Horizontal 90° Vertical 90°

Sensitivity 1 Watt @ 6 ohm 89 dB Full Space, 91 dB Half Space

Long Term SPL 30 Watt 103 dB Full Space, 106 dB Half Space

Short Term (Damage) SPL 50 watt 105 dB Full Space, 108 dB Half Space

Input Impedance Nominal Minimum 6 ohms

Recommended high pass filter 100 Hz 24 dB / Octave

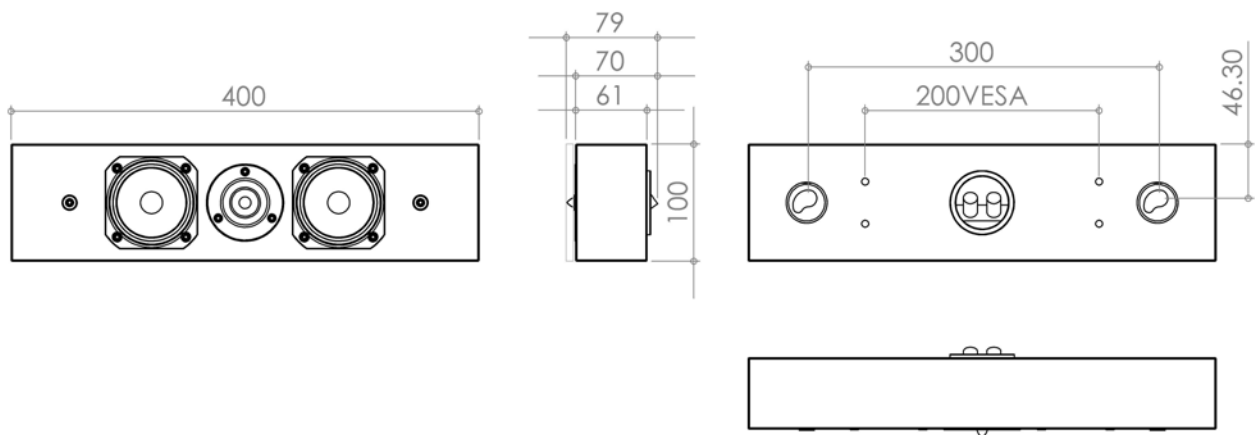
Weight 2.7 kg

Dimensions H: 100 W: 400 D: 61 mm

### Finish:

Cabinet: Black, White, RAL, NCS, Tikkurila, Gloss

Screen: Black, White, Pantone



#### Specification Soundbar C-2/Stereo 1094 SL

##### Transducer:

LF-MF 4 x 3 inch cone  
HF 2 x 1 inch Dual Ring Radiator

##### Crossover:

Low Pass Filter 6 dB/octave 1000 Hz  
High Pass 12 dB/octave 4000Hz

##### Connection:

Bi-amped Gold Plated Push Terminals

##### Performance:

Operating Range 70 Hz (-3dB) to 40 kHz  
Nominal Beamwidth Horizontal 90° Vertical 90°  
Sensitivity 1 Watt @ 12 ohm 88 dB Full Space, 91 dB Half Space  
**Mono. 1 Watt @ 6 ohm 94 dB Full Space, 97 dB Half Space**  
Long Term SPL 30 Watt 103 dB Full Space, 106 dB Half Space  
**Mono. Long Term SPL 60 Watt 109 dB Full Space, 112 dB Half Space**  
Short Term (Damage) SPL 50 watt 105 dB Full Space, 108 dB Half Space  
**Mono. Short Term (Damage) SPL 100 watt 111 dB Full Space, 114 dB Half Space**  
Input Impedance Nominal Minimum 12 ohms  
**Mono. 6 ohms**  
Recommended high pass filter 100 Hz 24 dB / Octave

Weight 4.5 kg

Dimensions H: 100 W: 1094 D: 61 mm

##### Finish:

Cabinet: Black, White, RAL, NCS, Tikkurila, Gloss  
Screen: Black, White, Pantone

#### Specification Soundbar C-2/Stereo 1449 SL

##### Transducer:

LF-MF 4 x 3 inch cone  
HF 2 x 1 inch Dual Ring Radiator

##### Crossover:

Low Pass Filter 6 dB/octave 1000 Hz  
High Pass 12 dB/octave 4000Hz

##### Connection:

Bi-amped Gold Plated Push Terminals

##### Performance:

Operating Range 70 Hz (-3dB) to 40 kHz  
Nominal Beamwidth Horizontal 90° Vertical 90°  
Sensitivity 1 Watt @ 12 ohm 88 dB Full Space, 91 dB Half Space  
**Mono. 1 Watt @ 6 ohm 94 dB Full Space, 97 dB Half Space**  
Long Term SPL 30 Watt 103 dB Full Space, 106 dB Half Space  
**Mono. Long Term SPL 60 Watt 109 dB Full Space, 112 dB Half Space**  
Short Term (Damage) SPL 50 watt 105 dB Full Space, 108 dB Half Space  
**Mono. Short Term (Damage) SPL 100 watt 111 dB Full Space, 114 dB Half Space**  
Input Impedance Nominal Minimum 12 ohms  
**Mono. 6 ohms**  
Recommended high pass filter 100 Hz 24 dB / Octave

Weight 6.5 kg

Dimensions H: 100 W: 1449 D: 61 mm

##### Finish:

Cabinet: Black, White, RAL, NCS, Tikkurila, Gloss  
Screen: Black, White, Pantone

#### Specification Soundbar C-2/Stereo 1230 SL

##### Transducer:

LF-MF 4 x 3 inch cone  
HF 2 x 1 inch Dual Ring Radiator

##### Crossover:

Low Pass Filter 6 dB/octave 1000 Hz  
High Pass 12 dB/octave 4000Hz

##### Connection:

Bi-amped Gold Plated Push Terminals

##### Performance:

Operating Range 70 Hz (-3dB) to 40 kHz  
Nominal Beamwidth Horizontal 90° Vertical 90°  
Sensitivity 1 Watt @ 12 ohm 88 dB Full Space, 91 dB Half Space  
**Mono. 1 Watt @ 6 ohm 94 dB Full Space, 97 dB Half Space**  
Long Term SPL 30 Watt 103 dB Full Space, 106 dB Half Space  
**Mono. Long Term SPL 60 Watt 109 dB Full Space, 112 dB Half Space**  
Short Term (Damage) SPL 50 watt 105 dB Full Space, 108 dB Half Space  
**Mono. Short Term (Damage) SPL 100 watt 111 dB Full Space, 114 dB Half Space**  
Input Impedance Nominal Minimum 12 ohms  
**Mono. 6 ohms**  
Recommended high pass filter 100 Hz 24 dB / Octave

Weight 5.5 kg

Dimensions H: 100 W: 1230 D: 61 mm

##### Finish:

Cabinet: Black, White, RAL, NCS, Tikkurila, Gloss  
Screen: Black, White, Pantone

#### Specification Soundbar C-2/Stereo 1683 SL

##### Transducer:

LF-MF 4 x 3 inch cone  
HF 2 x 1 inch Dual Ring Radiator

##### Crossover:

Low Pass Filter 6 dB/octave 1000 Hz  
High Pass 12 dB/octave 4000Hz

##### Connection:

Bi-amped Gold Plated Push Terminals

##### Performance:

Operating Range 70 Hz (-3dB) to 40 kHz  
Nominal Beamwidth Horizontal 90° Vertical 90°  
Sensitivity 1 Watt @ 12 ohm 88 dB Full Space, 91 dB Half Space  
**Mono. 1 Watt @ 6 ohm 94 dB Full Space, 97 dB Half Space**  
Long Term SPL 30 Watt 103 dB Full Space, 106 dB Half Space  
**Mono. Long Term SPL 60 Watt 109 dB Full Space, 112 dB Half Space**  
Short Term (Damage) SPL 50 watt 105 dB Full Space, 108 dB Half Space  
**Mono. Short Term (Damage) SPL 100 watt 111 dB Full Space, 114 dB Half Space**  
Input Impedance Nominal Minimum 12 ohms  
**Mono. 6 ohms**  
Recommended high pass filter 100 Hz 24 dB / Octave

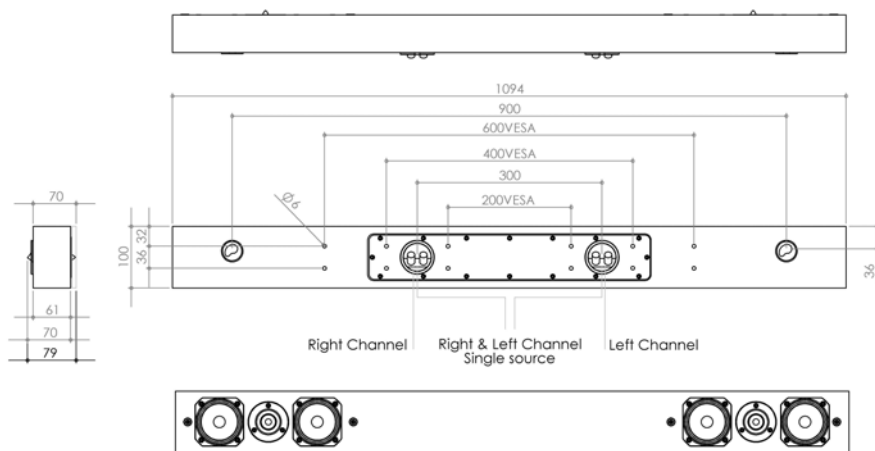
Weight 7.5 kg

Dimensions H: 100 W: 1683 D: 61 mm

##### Finish:

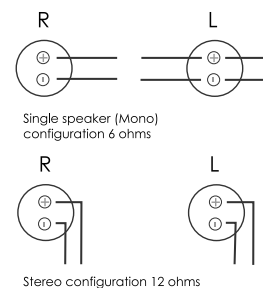
Cabinet: Black, White, RAL, NCS, Tikkurila, Gloss  
Screen: Black, White, Pantone

C-2 Soundbar 1094 SL

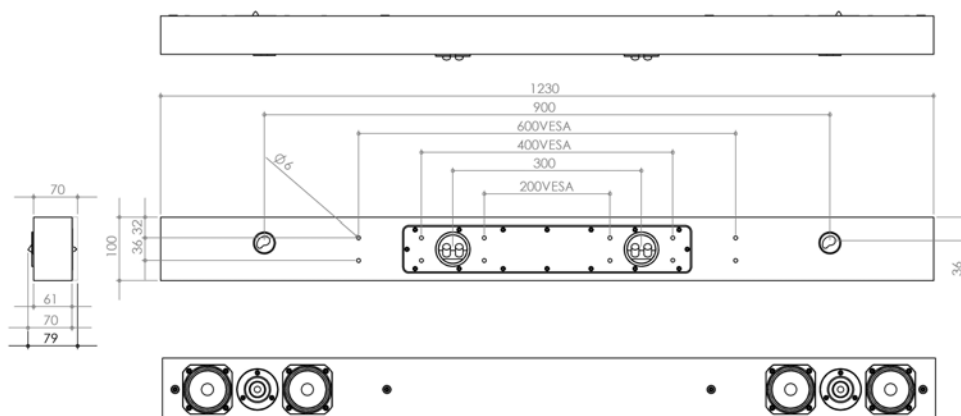


NEW  
VERSION

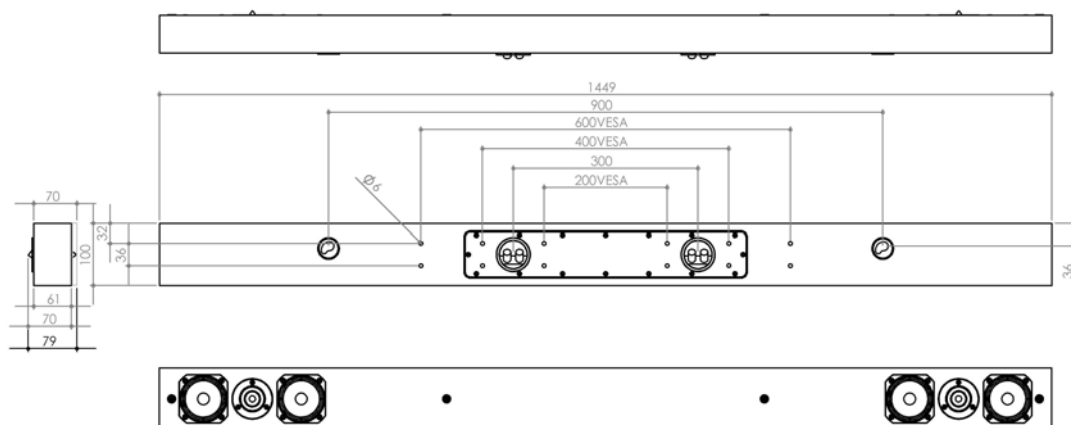
#### Multi Sound Bar Wiring



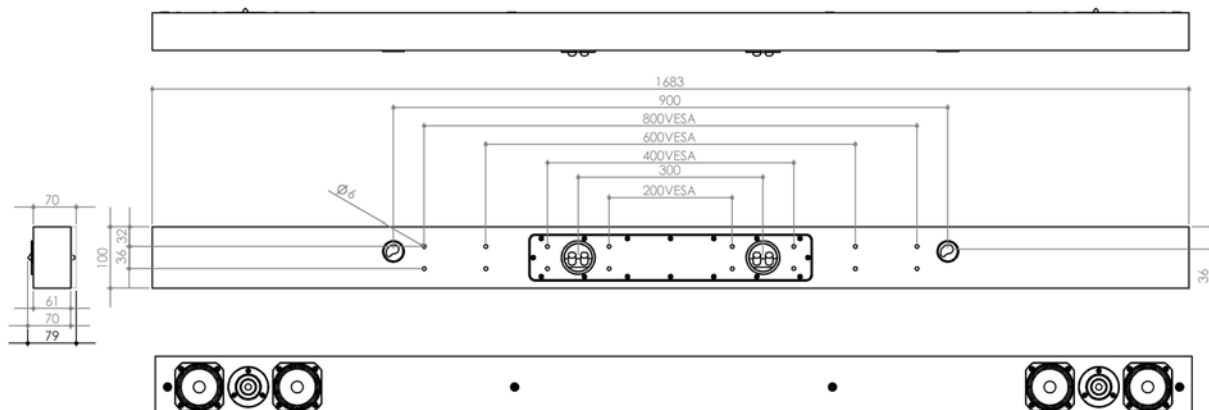
C-2 Soundbar 1230 SL



C-2 Soundbar 1449 SL



C-2 Soundbar 1683 SL



### Specification Multi Soundbar 1094 SL

#### Transducer:

LF-MF 6 x 3 inch cone  
HF 3 x 1 inch Dual Ring Radiator

#### Crossover:

Low Pass Filter 6 dB/octave 1000 Hz  
High Pass 12 dB/octave 4000Hz

#### Connection:

Bi-amped Gold Plated Push Terminals

#### Performance:

Operating Range 70 Hz (-3dB) to 40 kHz  
Nominal Beamwidth Horizontal 90° Vertical 90°  
Sensitivity 1 Watt @ 12 ohm 88 dB Full Space, 91 dB Half Space  
**Mono. 1 Watt @ 4 ohm 97 dB Full Space, 100 dB Half Space**  
Long Term SPL 30 Watt 103 dB Full Space, 106 dB Half Space  
**Mono. Long Term SPL 90 Watt 112 dB Full Space, 115 dB Half Space**  
Short Term (Damage) SPL 50 watt 105 dB Full Space, 108 dB Half Space  
**Mono. Short Term (Damage) SPL 180 watt 114 dB Full Space, 117 dB Half Space**  
Input Impedance Nominal Minimum 12 ohms  
**Mono. 4 ohms**  
Recommended high pass filter 100 Hz 24 dB / Octave

Weight 5 kg  
Dimensions H: 100 W: 1094 D: 61 mm

#### Finish:

Cabinet: Black, White, RAL, NCS, Tikkurila, Gloss  
Screen: Black, White, Pantone

### Specification Multi Soundbar 1449 SL

#### Transducer:

LF-MF 6 x 3 inch cone  
HF 3 x 1 inch Dual Ring Radiator

#### Crossover:

Low Pass Filter 6 dB/octave 1000 Hz  
High Pass 12 dB/octave 4000Hz

#### Connection:

Bi-amped Gold Plated Push Terminals

#### Performance:

Operating Range 70 Hz (-3dB) to 40 kHz  
Nominal Beamwidth Horizontal 90° Vertical 90°  
Sensitivity 1 Watt @ 12 ohm 88 dB Full Space, 91 dB Half Space  
**Mono. 1 Watt @ 4 ohm 97 dB Full Space, 100 dB Half Space**  
Long Term SPL 30 Watt 103 dB Full Space, 106 dB Half Space  
**Mono. Long Term SPL 90 Watt 112 dB Full Space, 115 dB Half Space**  
Short Term (Damage) SPL 50 watt 105 dB Full Space, 108 dB Half Space  
**Mono. Short Term (Damage) SPL 180 watt 114 dB Full Space, 117 dB Half Space**  
Input Impedance Nominal Minimum 12 ohms  
**Mono. 4 ohms**  
Recommended high pass filter 100 Hz 24 dB / Octave

Weight 7 kg  
Dimensions H: 100 W: 1449 D: 61 mm

#### Finish:

Cabinet: Black, White, RAL, NCS, Tikkurila, Gloss  
Screen: Black, White, Pantone

### Specification Multi Soundbar 1230 SL

#### Transducer:

LF-MF 6 x 3 inch cone  
HF 3 x 1 inch Dual Ring Radiator

#### Crossover:

Low Pass Filter 6 dB/octave 1000 Hz  
High Pass 12 dB/octave 4000Hz

#### Connection:

Bi-amped Gold Plated Push Terminals

#### Performance:

Operating Range 70 Hz (-3dB) to 40 kHz  
Nominal Beamwidth Horizontal 90° Vertical 90°  
Sensitivity 1 Watt @ 12 ohm 88 dB Full Space, 91 dB Half Space  
**Mono. 1 Watt @ 4 ohm 97 dB Full Space, 100 dB Half Space**  
Long Term SPL 30 Watt 103 dB Full Space, 106 dB Half Space  
**Mono. Long Term SPL 90 Watt 112 dB Full Space, 115 dB Half Space**  
Short Term (Damage) SPL 50 watt 105 dB Full Space, 108 dB Half Space  
**Mono. Short Term (Damage) SPL 180 watt 114 dB Full Space, 117 dB Half Space**  
Input Impedance Nominal Minimum 12 ohms  
**Mono. 4 ohms**  
Recommended high pass filter 100 Hz 24 dB / Octave

Weight 6 kg  
Dimensions H: 100 W: 1230 D: 61 mm

#### Finish:

Cabinet: Black, White, RAL, NCS, Tikkurila, Gloss  
Screen: Black, White, Pantone

### Specification Multi Soundbar 1683 SL

#### Transducer:

LF-MF 6 x 3 inch cone  
HF 3 x 1 inch Dual Ring Radiator

#### Crossover:

Low Pass Filter 6 dB/octave 1000 Hz  
High Pass 12 dB/octave 4000Hz

#### Connection:

Bi-amped Gold Plated Push Terminals

#### Performance:

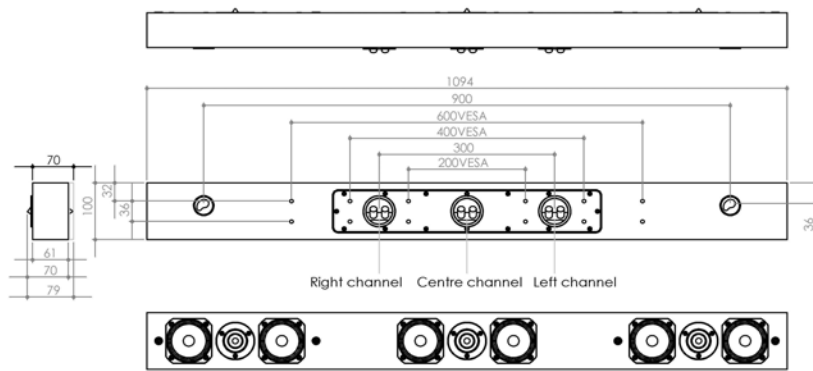
Operating Range 70 Hz (-3dB) to 40 kHz  
Nominal Beamwidth Horizontal 90° Vertical 90°  
Sensitivity 1 Watt @ 12 ohm 88 dB Full Space, 91 dB Half Space  
**Mono. 1 Watt @ 4 ohm 97 dB Full Space, 100 dB Half Space**  
Long Term SPL 30 Watt 103 dB Full Space, 106 dB Half Space  
**Mono. Long Term SPL 90 Watt 112 dB Full Space, 115 dB Half Space**  
Short Term (Damage) SPL 50 watt 105 dB Full Space, 108 dB Half Space  
**Mono. Short Term (Damage) SPL 180 watt 114 dB Full Space, 117 dB Half Space**  
Input Impedance Nominal Minimum 12 ohms  
**Mono. 4 ohms**  
Recommended high pass filter 100 Hz 24 dB / Octave

Weight 8 kg  
Dimensions H: 100 W: 1683 D: 61 mm

#### Finish:

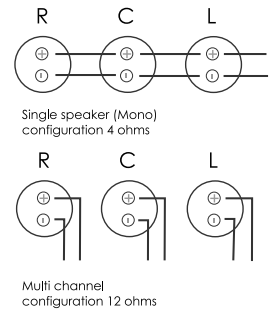
Cabinet: Black, White, RAL, NCS, Tikkurila, Gloss  
Screen: Black, White, Pantone

Multi Soundbar 1094 SL

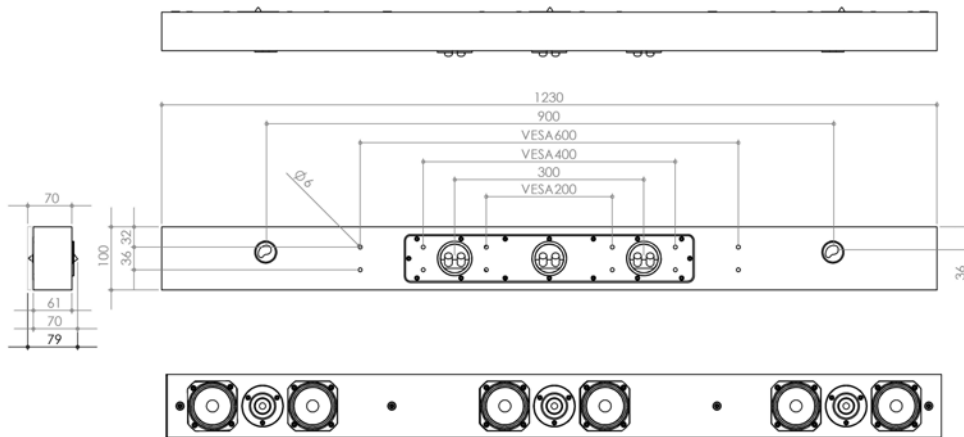


NEW  
VERSION

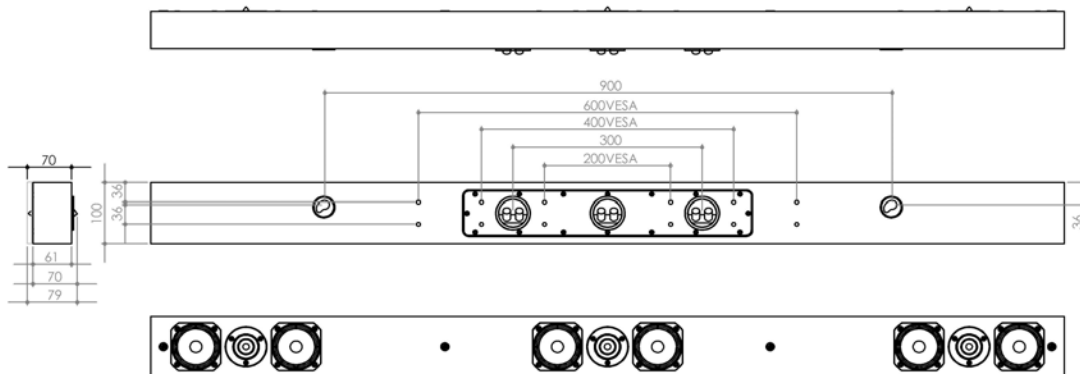
#### Multi Sound Bar Wiring



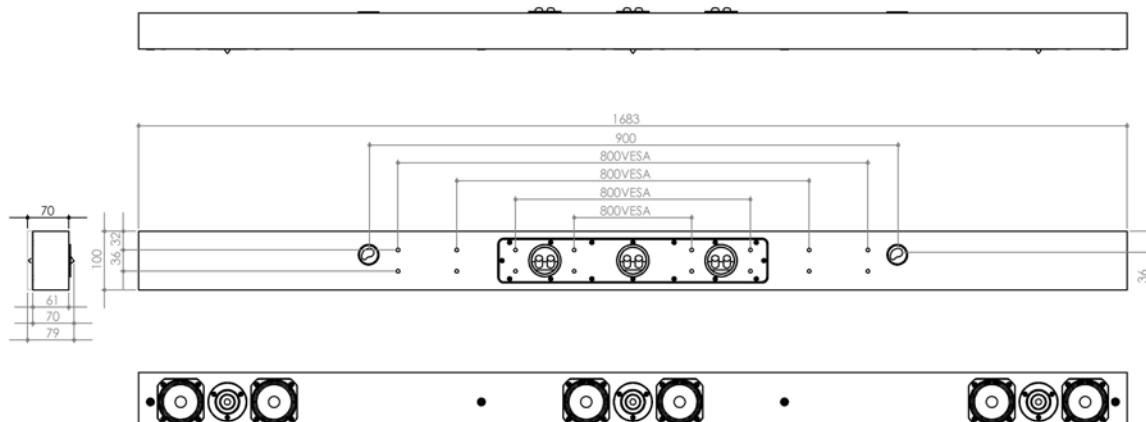
Multi Soundbar 1230 SL



Multi Soundbar 1449 SL



Multi Soundbar 1683 SL





# HSPL Soundbar SL

Multi Soundbar SL high sound pressure level version. This SoundBar version has been specially designed and Engineered for application where very high sound pressure levels are required, matching the larger Artcoustic speaker models, such as the 12-6, 16-8 and 24-12 SL mdels

## Specification HSPL Soundbar SL

### Transducer:

LF-MF 12 x 3 inch cone, Symmetric Phase Aligned  
HF 6 x 1 inch Dual Ring Radiator, Symmetric  
Phase Aligned

### Crossover:

Low Pass Filter 6 dB/octave 1000 Hz  
High Pass 12 dB/octave 4000Hz

### Connection:

Bi-amped Gold Plated Push Terminals

### Performance:

Operating Range 70 Hz (-3dB) to 40 kHz  
Nominal Beamwidth Horizontal 90° Vertical 90°  
Sensitivity 1 Watt @ 13 ohm 91 dB Full Space, 94 dB Half Space

**Mono. 1 Watt @ 4 ohm 99 dB Full Space, 102 dB Half Space**

Long Term SPL 60 Watt 111 dB Full Space, 114 dB Half Space

**Mono. Long Term SPL 180 Watt 120 dB Full Space, 123 dB Half Space**

Short Term (Damage) SPL 100 watt 114 dB Full Space, 117 dB Half Space

**Mono. Short Term (Damage) SPL 300 watt 122 dB Full Space, 125 dB Half Space**

Input Impedance Nominal Minimum 12 ohms

**Mono. 6 ohms**

Recommended high pass filter 100 Hz 24 dB / Octave

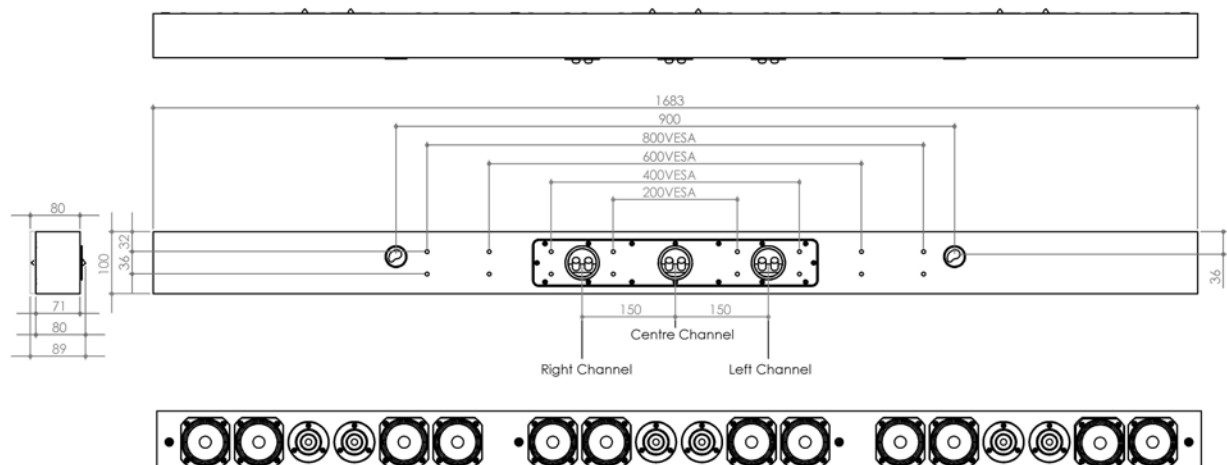
Weight BESPOKE

Dimensions H: 100 W: BESPOKE D: 71 mm

### Finish:

Cabinet: Black, White, RAL, NCS, Tikkurila, Gloss

Screen: Black, White, Pantone



# SAFETY INSTRUCTIONS

## SAFETY:

1. Do not use this product near water.
2. Clean panel only with dry cloth.
3. Do not install near any heat sources, such as radiators, heat registers, stoves.

Refer all servicing to qualified service personnel. Servicing is required when the product has been damaged in any way, liquid has been spilled or objects have fallen into the product, the product has been exposed to rain or moisture, does not operate normally or has been dropped.

## WARNING:

To reduce the risk of fire and electric shock do not expose this product to rain or moisture.

1. Do not place objects filled with liquids such as vases on the product.
2. Do not open product. There are no user-serviceable parts inside.

This product complies with Part 15 of the FCC Rules. Its operation is subject to the following two conditions:

This dproduct may not cause harmful interference,

This product must accept any interference received, including interference that may cause undesired operation.

Changes or modifications not expressly approved by the party responsible for compliance could void the user's authority to operate the equipment.

## WARRANTY:

Is valid only for products purchased from an authorised Artcoustic retailer or dealer.

Is valid from the date of purchase for a period of 3 years for passive loudspeakers, one year for powered loudspeakers and electronics.

Is limited to the repair of the equipment (which could be a repair or replacement at our discretion, neither of which affects your original warranty). Neither transportation, nor any other costs, nor any risk for removal, transportation and installation of products is covered by this warranty.

Is only valid for the original owner. It is not transferable.

Will not be applicable in cases other than defects in materials and/or workmanship at the time of purchase and will not be applicable:

For deterioration of component parts, the nature of which is to become worn or depleted with use, such as batteries.

For damages caused by incorrect installation, connection or packing.

For damages caused by any use other than correct use described in the user manual, negligence, modifications, or use of parts that are not made or authorised by Artcoustic UK Ltd.

For damages caused by faulty or unsuitable ancillary equipment

For damages caused by accidents, lightning, water, fire heat, war, public disturbances or any other cause beyond the reasonable control of Artcoustic UK Ltd and its appointed distributors.

If it is found necessary to return the product for repair, you may be given a Return Merchandise Authorisation. You should not return the product without this authorisation, if given.

To validate your warranty, you will need to produce the original sales invoice or other proof of ownership and date of purchase.